



MOGAFX | M1

Account Opening

Step 1

Personal Information



step **1**

Fill in your information


2 User information set-up


3 Personal information


4 Financial information


5 Trade


Estimated time to complete: 4 minutes

First Name 


Surname 

Choose Country  ▾

Country of Residence  ▾

Email address 

Please provide a valid Email for receiving the verification link.

 ▾ +1 -

Please provide a valid mobile number for receiving the authorization code.

Next

01

Enter Name

02

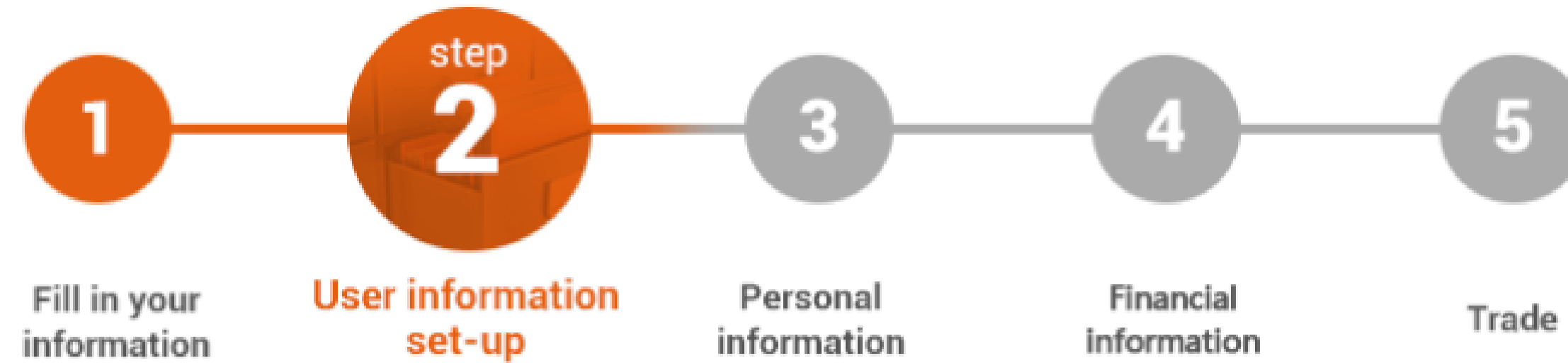
Select your country

03


Email and Phone Number

Step 2

Password + Account Selection



Account **raymond@mogafxglobal.com** ?

Password  ?

Must contain at 8~15 characters, including letters and numbers.

Confirm Password 

Must contain at 8~15 characters, including letters and numbers.

Only LETTER + NUMBERS
NO special characters

M1 Account 

Individual Account Joint Account Corporate Account

Make the exact selections

Step 2 Continued

Account Settings

Information to Select

Leverage 1:500

MT4

Europe Server

USD

CHECK:

I will use an EA

I have read...Letter of Direction

Please choose the leverage rate

1:100 1:200 1:400 1:500

Please select version of MetaTrader.

MT4

Please select trading server

Europe Server MogalIntlGroup-Live-Europe (Recommended for non-Asian countries)

Please choose the currency for your MetaTrader account

USD

Additional Note

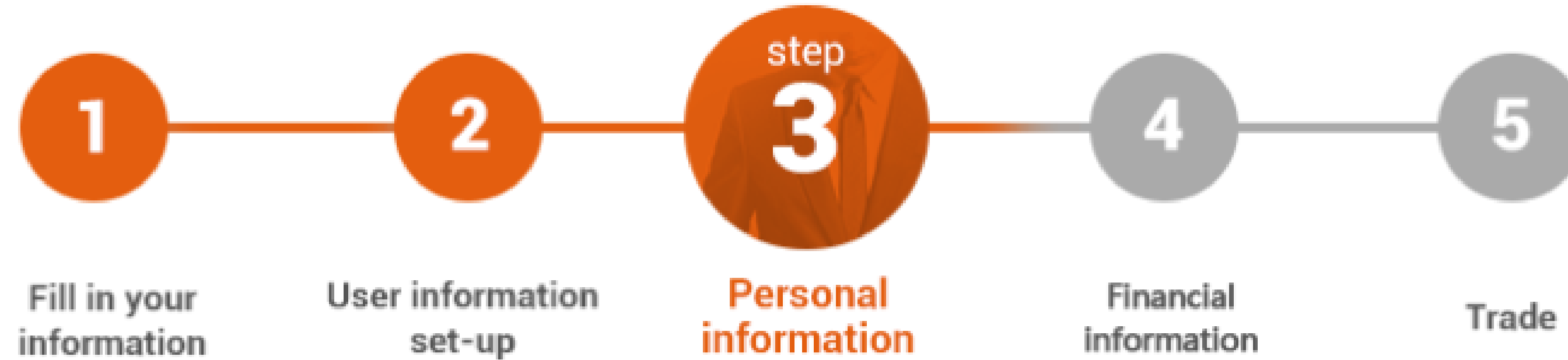
- I will use an EA.
- I have read and understand the [Letter of Direction](#).
- I will authorize a third party to manage my account.

Back

Next

Step 3

Password + Account Selection



Gender

Please choose



Date of Birth (YYYY-MM-DD)



ID number

Choose one: Citizenship ID/ Passport Number / Driver's License

Step 3 Continued

Personal Info

Tax Information [+ Add another country](#)

Please list all your countries of tax residence by clicking the **"Add another country"** button.

Country of tax residence

United States

Please [click here](#) for more information about your tax residency and tax identification number.

Do you have a Tax Identification Number (TIN)

Yes No

Tax Identification Number (TIN)

Tax Identification Number (TIN) [Enter SSN](#)

TIN = SSN

Social Security Number

Step 3 Continued

Personal Info

Enter your Residential
Address

Enter your Social Media

Are you a Political Exposed Person (PEP)?

Yes No

Contact Information

To ensure that your account application is approved as quickly as possible, please note that **P.O. Boxes, Company Addresses and Bank Address** are not accepted as residential addresses.

Country of Residence

ZIP/Postcode ?

United States ▼

State / Province / County

City / Town

State / Province / County

City / Town

Address(Please provide the same address on your proof of address document.)

Number and Road/Street

Instant Messaging Program

Please choose ▼

Select Whatsapp or Telegram
Enter your Phone Number

Back

Next

Step 4

More Information



Employment Information ?

Employment status

- Employed
- Self-employed
- Unemployed
- Student
- Homemaker
- Retired

Category of employment

Financial Services ▼

Please choose

- Financial Services
- IT
- Retail
- Consultancy
- Healthcare
- Constructions / Real Estate
- Energy

Step 4 Continued

More Information

Financial Information ?

Annual Income

- Under USD10,000
- USD10,000-19,999
- USD20,000-29,999
- USD30,000-99,999
- USD100,000-299,999
- USD300,000-1,000,000
- Over USD1,000,000

Liquid Net Worth (estimated total value of all your assets, minus your liabilities that are in cash or cash equivalents or could easily be converted to cash)

- Under USD10,000
- USD10,000-19,999
- USD20,000-29,999
- USD30,000-99,999
- USD100,000-299,999
- USD300,000-1,000,000
- Over USD1,000,000

Step 4 Continued

Make Same Selection

Trading Experience ?

What is the extent of your trading experience?

Securities

1-5years



Options

1-5years



Commodities

1-5years



Futures

1-5years



CFDs

1-5years



OTC forex exchange

1-5years



Do you understand the nature and risk of margined transactions?

Yes No

Step 4 Quiz

Make Same Selection

Make selection of the correct answers

hint*

All highlighted

General Knowledge

MogaFX only provides general information. General information is ?

News about the market, product information, how to use the platform, general education on how

Which of these events will NOT potentially result in a margin call ?

After paying the initial margin, you decide to put more funds into your account

Platforms and Technology

What knowledge of the MogaFX trading platform should you have prior to opening and trading on a live account ?

MogaFX provides access to a demonstration account that all potential clients can practice trading

Risk Management

Which of the following is true about trading OTC derivatives such as CFDs, FX and Commodities ?

All of the above

CFDs

What is a bonus ?

Credits paid into your account that are subject to the Bonuses and Promotions - Terms and Conditions

Leverage, Margins & Volatility

Which of the following is true in regards to leverage ?

Used with various financial instruments, to increase the potential return of an investment

Which of the following is false in regards to Margin calls ?

Client does not need to monitor margin level, the margin call will be notified to me via email for c

Step 4 T&C

Make Same Selection

Agreement of Terms of Business

- I consent to the **use of an electronic signature.**
- I have read and understood the **Product Disclosure Statement and Terms of Business.**
- I have read and understood the **Online Terms and Conditions.**
- I have read and understood the **Term of Business.**
- By submitting my personal details, I consent to be contacted by MogaFX and related parties, by any communication means provided.

Please enter IB code (If applicable) ?

028046

Back

Submit



Congratulations Your Account is Almost Ready

1. Go to your email check for welcome email
2. Sign the consent (follow the email instruction)

Let's Proceed to Deposit

Options 1: Crypto
Option 2: Wire Transfer



MOGAFX | **Crypto Deposit Manual**

Crypto Deposit via GCPay

Example provided for the recommended method TRC20

01

Input your MT4 account detail
Select GCPay

Deposit Amount
10000

Note

Bonus
 Losable bonus Don't participate

※ MogaFX does not accept deposits from third parties. Only deposits from account holders will be accepted.

Deposit Methods

UnionPay First Choice, Bank Wire Transfer, CAMBODIA Deposit, MYANMAR Deposit, JCB, VISA, MasterCard, PayPal, Perfect Money USD, Perfect Money EUR, FasaPay, Skrill, NETELLER, Thailand Online Banking First Choice, Thailand Online Banking, Malaysia Online Banking First Choice, Malaysia Online Banking First Choice, Malaysia Online Banking, Indonesia Online Banking First Choice, Indonesia Online Banking, Vietnam Online Banking First Choice, Vietnam Online Banking, STICPAY, B2B in PAY, CoinPayments, GCPAY

02

You may use ERC20
(gas fee is higher on Ethereum Network)
Process the same

Payment Information

Order ID
20220725103223-100001-1025045

Client Account
1025045

Amount
10,000.00

Remark
20220725103223

Blockchain

GCPAY TETHER USDT ERC20, GCPAY TETHER USDT TRC20

03

Screenshot your transfer and upload
Make sure to transfer your crypto
within the time provided

GCPAY

Time left 01:59:57

There is no fail-safe warning in GCPAY.
Please make sure all USDT-TRC20 information is correct.
If the USDT-TRC20 details are wrong then the transaction would not be successful.
In these cases, the payment is not refundable under any circumstances.

USDT ERC20

TRC20

Address
TC1SVCBRGmernmpzBQe2aHmVhvDe241Ktd

USDT Amount
10000.00

TXID

Transaction hash

Upload Payment Receipt
Upload Payment Receipt

Please note that the transaction is only valid for 2 hours, make sure to complete the transaction in time limit. Or else you need to re-enter the information.

Submit

Crypto Deposit via B2B

Example provided for the recommended method TRC20

01

Input your MT4 account detail
Select B2B in PAY

Deposit Amount
10000

Note

Bonus
 Losable bonus Don't participate

※ MogaFX does not accept deposits from third parties. Only deposits from account holders will be accepted.

Deposit Methods

UnionPay First Choice, Bank Wire Transfer, CAMBODIA Deposit, MYANMAR Deposit, JCB, MasterCard, VISA, PayPal, Perfect Money USD, Perfect Money EUR, Fasapay, Skrill, NETELLER, Thailand Online Banking First Choice, Thailand Online Banking, Malaysia Online Banking First Choice, Malaysia Online Banking First Choice, Malaysia Online Banking, Indonesia Online Banking First Choice, Indonesia Online Banking, Vietnam Online Banking First Choice, Vietnam Online Banking, STICPAY, B2B in PAY, CoinPayments, GCPAY

02

You may use ERC20
(gas fee is higher on ERC20)
Process the same

Stablecoins

- TetherUS USDT-ETH (ERC20, Stablecoin)
- TetherUS USDT-TRX (TRC20, Stablecoin)**
- TetherUS BUSD-T-BSC (BEP20, Stablecoin, Binance Peg)
- USD Coin USDC-ETH (ERC20, Stablecoin)
- USD Coin USDC-TRX (TRC20, Stablecoin)
- USD Coin USDC-BSC (BEP20, Stablecoin, Binance Peg)
- Binance USD BUSD-ETH (ERC20, Stablecoin)
- Binance USD BUSD-BSC (BEP20, Stablecoin, Binance Peg)

03

Make the transfer of crypto
to the address provided

B2Bin PAY English

Invoice #668881

This is the address for your USDT-TRX Deposit. You can scan the QR code for fast sending

Explorer link

TKgjyb93FAWZMhwj8Uf8e4QfU9dGg5NkEV

Please note the minimum transaction amount 10 USDT-TRX



MOGAFX | Wire Transfer Manual

*Note: Every banking institution may have different information required. When in doubt, you may go to the bank teller for transferring in-person.


Bank Wire Transfer

Make sure to select USD

01

Input your MT4 account detail
Select BANK WIRE TRANSFER

Deposit Methods



The image shows a grid of deposit methods. The 'Bank Wire Transfer' option is circled in red. Other options include UnionPay, Skrill, NETELLER, Thailand Online Banking, Malaysia Online Banking, Indonesia Online Banking, Vietnam Online Banking, B2Bin PAY, CoinPayments, GCPAY, and Philippines Online Banking.

02

Input highlighted detail
in your banking site.

Upload your
Wire Transfer Receipt

Deposit Information : Bank Wire Transfer

USD

Bank Name	Commonwealth Bank Australia
Bank Account	20104284
Bank Address	48 Martin PI, Sydney NSW 2000 Australia
BSB / Branch Code	062000
SWIFT (International Bank)	CTBAAU2S
Account Name	MOGA INTL GRP SVG - USD Trust Account
Payee Address	2 level 11, 10 Bridge Street, Sydney, NSW 2000
Remittance Postscript	Please fill in your MT4 number.

*We accept various currencies, including USD, GBP, AUD and EUR.

Please upload your deposit receipt here.

Upload files

Please choose



MOGAFX | **Withdrawal**

Withdrawal

Deposit method to be used for your withdrawal method

1
Fund
Management

2
Withdrawal

3
Select
Cryptocurrency

The screenshot shows the MOGA Fund Management dashboard. On the left, a dark sidebar contains a menu with items: Home, Account Summary, VIP, Mail, Fund Mgt. (circled in red), Admin Mgt., History Search, Edit Profile, and Log Out. The main content area is titled 'Fund Management' and features three cards: 'Deposit', 'MT4 Account Transfer', and 'Withdrawal' (circled in red). Each card has a 'View all' link below it. The top right of the dashboard shows 'English' and a user profile for '1025045 WPAT WPAT'.

The screenshot shows the 'Withdrawals' form. It includes a dropdown for 'MT4 Account' (set to 1025045) and a 'Withdrawal Amount' input field with a red error message 'Please enter the amount.'. Below these is a 'Note' text area. The 'Withdrawal Method' dropdown is set to 'CryptoCurrency' and is circled in red. The 'Currency' dropdown is open, showing options: 'Please choose', 'BTC', 'USDT-ERC20' (circled in red), 'USDT-TRC20' (circled in red), and 'USDT-Omni'. At the bottom, there is a checkbox (circled in red) for authorizing the withdrawal.